



As you may be aware, MCSS is no using an interactive online / app based roll marking system. There are a number of benefits of using this system compared to previously used systems, they include:




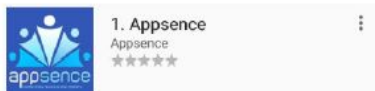
- Roll marking with instant push notifications to parents
- Parents can let the school know of their child's absence in-app
- Push notifications for parents, students and teachers
- School notices and newsletters sent directly to the app.

Appsence is available on iPhones, iPads and Android mobile devices. Although this system is designed to be used as an app, it can also be accessed via the web at <http://appsence.com.au/>

Recently an email (for those who have an active email address) and a letter were sent to all parents / carers with their logon details. If you did not receive this email (preferred method of correspondence), please contact the school on 6142033 to inform us of your current email address.

MCSS will be holding an information evening in the near future to provide support to those who would like it. If you have any questions relating to appsence prior to this date, please contact Lee Pietrukowski on the High School campus or Graeme Cook on the College campus.

Below are the instructions on how to download Appsence:

<b>iOS Users (iPad/iPhone)</b>	<b>Android Users (eg Samsung Galaxy)</b>
<p>You will need an iTunes account to download Appsence</p> <ol style="list-style-type: none"><li>1. Access the App Store on your device: </li><li>2. Search for 'Appsence' (select the 'iPhone Only' option if using iPad) </li><li>3. Click on the Appsence app and click 'Get' and then click 'Install'</li><li>4. If prompted, enter your iTunes password and accept the relevant permissions</li><li>5. Use your username and password to log in</li></ol>	<p>You will need a Google account to download Appsence</p> <ol style="list-style-type: none"><li>1. Access the Play Store on your device: </li><li>2. Search for 'Appsence' </li><li>3. Click on the Appsence app and click 'Install'</li><li>4. If prompted, enter your Google password and accept the relevant permissions</li><li>5. Use your username and password to log in</li></ol>

To access the Appsence training material, please visit the following link and select the appropriate folder:

<https://drive.google.com/folderview?id=0B1lKnQ53d9aRnU4M0hqRFdmcUE&usp=sharing>